



SAFES

ROBUR I – ROBUR II – ROBUR III



Burglary protection

The safes are tested in accordance with the European standard EN-1143-1 and certified by SBSC.

Fire protection

The safes in models: 40, 50, 80, 500, 900, 1200 and 1500 are tested and classified in accordance with NT Fire 017 - 60P.

Description

Solid barrier material in the door and body.

Weight and measurement

See overleaf

Locking

As standard the safe is provided with one changeable key-lock type FAS/S&G 6890. Available as option:
Combination lock type S&G 8550MP,
Electronic combination lock type Wittkopp.

Finish

Off white, RAL 9010.

Fittings

See overleaf

Dimensions in mms and kilos

Safe Robur I <i>10500 11200</i>									
Model	40	50	80	500	900	1200	1500	1800/2	1800/3
External measurements mm									
Height	558	633	933	633	1033	1333	1623	1985	1985
Width	535	535	535	635	635	635	635	890	1210
Depth *	531	531	531	601	601	601	601	810	810
Internal measurements mm									
Height	425	500	800	500	900	1200	1490	1820	1820
Width	400	400	400	500	500	500	500	730	1050
Depth	330	330	330	400	400	400	400	540	540
Weight kilos	130	145	225	195	285	355	425	1000	1300
Standard fittings	1 shelf	1 shelf	2 shelves	1 shelf	2 shelves	2 shelves	3 shelves	3 shelves	3 shelves

Safe Robur II <i>12700 13250</i>									
Model	40	50	80	500	900	1200	1500	1800/2	1800/3
External measurements mm									
Height	565	665	965	665	1065	1365	1665	1985	1985
Width	560	560	560	660	660	660	660	890	1210
Depth *	600	600	600	670	670	670	670	810	810
Internal measurements mm									
Height	400	500	800	500	900	1200	1500	1820	1820
Width	400	400	400	500	500	500	500	730	1050
Depth	330	330	330	400	400	400	400	540	540
Weight kilos	385	435	590	530	755	930	1100	1755	2180
Standard fittings	1 shelf	1 shelf	2 shelves	1 shelf	2 shelves	2 shelves	3 shelves	3 shelves	3 shelves

Safe Robur III <i>15997 17204</i>									
Model	40	50	80	500	900	1200	1500	1800/2	1800/3
External measurements mm									
Height	565	665	965	665	1065	1365	1665	1985	1985
Width	560	560	560	660	660	660	660	890	1210
Depth *	600	600	600	670	670	670	670	810	810
Internal measurements mm									
Height	400	500	800	500	900	1200	1500	1820	1820
Width	400	400	400	500	500	500	500	730	1050
Depth	330	330	330	400	400	400	400	540	540
Weight kilos	405	455	615	555	795	975	1155	1845	2290
Standard fittings	1 shelf	1 shelf	2 shelves	1 shelf	2 shelves	2 shelves	3 shelves	3 shelves	3 shelves

* External depth
+ 55 mm for handle



Lockable drawer




Lockable cupboard



Combination lock
S&G 8550 MP

INTERIOR FITTINGS



Extra shelf



Electronic pincode lock



Sliding frame



Security cupboard

Interior fittings	External height mm
A. Shelf	-
B. Lockable cupboard, small	155
C. Lockable cupboard, large	355
D. Sliding frame for A4/folio	-
E. Security cupboard	420
F. Lockable drawer, small	155
G. Lockable drawer, large	355

We reserve the right to alter the specification without prior notice.



Head office
Robur Safe AB
Lundbyvägen 8
SE-310 50 SLÖNGE
Phone: +46 346 260 260
Fax: +46 346 260 222

Coin
DANMARK A/S
Holkebjergvej 138
5250 Odense SV
Tlf. 63 12 75 40

info@robursafe.com

www.robursafe.com